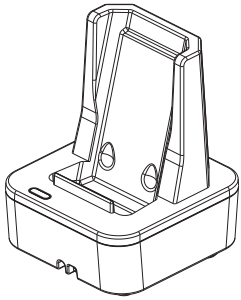
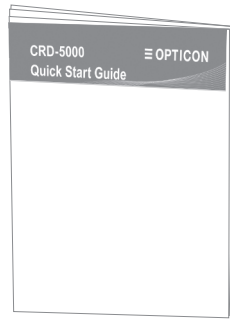


What's in the Box

Confirm that you have the following items before getting started. Please contact your dealer if items are damaged or missing.



1. CRD-5000
Non-contact charging cradle
for OPH-5000 series



2 . Quick Start Guide
Provides brief instructions on
how to use the CRD-5000

Introduction

- The CRD-5000 is a Wireless charging cradle designed for the OPH-5000 series.
- Read this quick start guide carefully before installing and/or using this product.
- Keep this quick start guide for future reference and store it in a safe place.

⚠ Caution and Warning (Refer to the specification manual) for details

Handle this product carefully. Do not deliberately subject it to any of the following.

(1) Shock

- Do not drop from the non-standard height.
- Do not place this product under or between any heavy objects.

(2) Temperature Conditions

- Do not use the device at temperatures outside the specified range.
- Do not pour boiling water on the device.
- Do not throw the device into fire.

(3) Foreign Materials

- Do not put the device in water.
- Do not expose the device to chemicals.

(4) Others

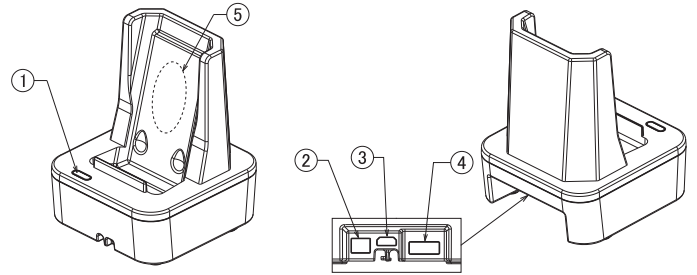
- Do not disassemble this product
- Avoid static electricity and do not put the product near a radio or a TV. Excessive static electricity may cause malfunctions.
- The device may be damaged by voltage drops caused by lightning.
- Do not use the AC adapter cable while tied.
- USB-A connector is dedicated to the optional wireless USB adapter.
- Do not put foreign objects between the OPH-5000 series and the cradle.
- Do not attach metal pieces or metal foil to the Charging Coil Storage Position on the CRD-5000.
- Do not bring IC cards or Cash cards etc. that are weak against magnetic close to the cradle.
- Do not place anything other than the OPH-5000 series.
- Do not swing the product around by the cable, as that might cause injury or damage to the device.
- Do not apply shock or excessive force to jacks and connectors.
- The OPH-5000 generate heat when charging, but this is not malfunction. In case any abnormality occurs in the OPH-5000 and cradle, or stops working, unplug the adapter then contact the dealer. Leaving as is may cause malfunction, overheating, smoke and fire.

Trademarks

- Company name and logo used are registered trademarks of OPTOELECTRONICS group.
- Product names etc. in this document may be trademarks or registered trademarks of other companies and are the property of their respective owners.

Copyright © 2020 OPTICON All rights reserved.

Detailed View

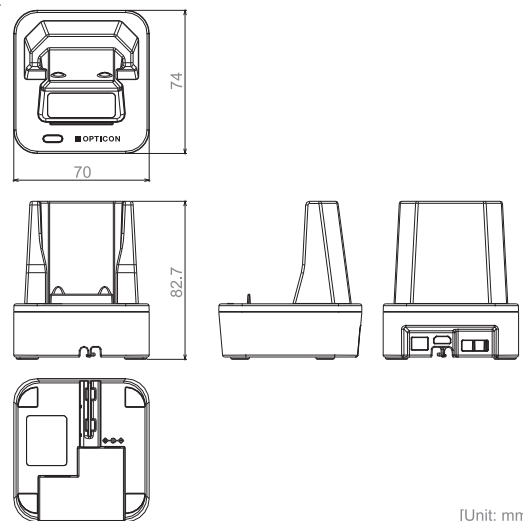


No.	Name	Function
①	Status green LED	The LED lights when power is supplied to the cradle. If abnormal occurs, LED will be turn OFF and stops supplying power to the OPH-5000 series.
②	DC jack	Input terminal for power supply. Connect the AC adapter to here.
③	Micro USB-B Connector	Connect to a PC when using a wireless USB adapter connected to the USB-A connector.
④	USB-A connector	The connector is dedicated to the optional wireless USB adapter.
⑤	Charging Coil	Charging coil is stored inside. Do not place or paste metal piece.

Spec Summary

Physical Features		
Dimensions	74.0 (D) × 70.0 (W) × 82.7 (H) mm	
Weight	Approx.85 g (Excluding accessories)	
Indicator		
LED	Green	
Power		
Range of operating voltage	4.5 V ~ 5.5 V	
Operating current	Less than 2.0 A	
Standby current	Less than 25 mA	
Charging Section		
Supply capability	5 W max	
Charge method	Electromagnetic guidance wireless charging	
Frequency	108 ~ 210 kHz	
Environmental Specifications		
Operation	Temperature	-10 to 40 °C
	Humidity	20 %RH to 85 %RH (no condensation, no frost)
Storage	Temperature	-20 to 60 °C
	Humidity	20 %RH to 85 %RH (no condensation, no frost)
Drop	Drop 3 times, at each 6 faces (right, left, front, back, top and bottom), from a height of 75 cm onto a concrete surface.	
Regulatory		
EMC	VCCI クラス B / FCC Class B / EN 55032 Class B, EN 55024	
Product safety	CE Marking	

Dimensions



[Unit: mm]

* The values listed are based on measuring method specified by OPTOELECTRONICS.

FCC Part 15 Subpart C

Compliance statement

Supplier's Declaration of Conformity
47 CFR § 2.1077 Compliance Information

Unique Identifier: CRD-5000
Responsible Party – U.S. Contact Information
Opticon Inc.
2220 Lind Avenue SW, Suite 100
Renton, WA
98057
<https://opticon.com/>
FCC Compliance Statement
This device complies with Part 15 of the FCC Rules. Operation is subject to the following two conditions: (1) This device may not cause harmful interference, and (2) this device must accept any interference received, including interference that may cause undesired operation.

Use the accessory cable.

Caution

- Changes or modifications not expressly approved by the party responsible for compliance could void the user's authority to operate the equipment.
- Properly shielded and grounded cables and connectors must be used for connection to host computers and / or peripherals in order to meet FCC emission limits.
- This equipment is indoor use only.

Note

This equipment has been tested and found to comply with the limits for a Class B digital device, pursuant to part 15 of the FCC Rules. These limits are designed to provide reasonable protection against harmful interference in a residential installation. This equipment generates, uses and can radiate radio frequency energy and, if not installed and used in accordance with the instructions, may cause harmful interference to radio communications. However, there is no guarantee that interference will not occur in a particular installation. If this equipment does cause harmful interference to radio or television reception, which can be determined by turning the equipment off and on, the user is encouraged to try to correct the interference by one or more of the following measures:

- Reorient or relocate the receiving antenna.
- Increase the separation between the equipment and receiver.
- Connect the equipment into an outlet on a circuit different from that to which the receiver is connected.
- Consult the dealer or an experienced radio/TV technician for help.

Select the Opticon office

The Netherlands	Opticon Sensors Europe B.V. Opaallaan 35, 2132XV, Hoofddorp tel : +31 (0)23 - 5692700 email : sales@opticon.com
France	Opticon S.A.S.U. tel : +33 (0)1 - 55 90 56 40 email : sales.fr@opticon.com
Germany	Opticon Sensoren GmbH tel : +49 (0)6074 - 918900 email : sales.de@opticon.com
United Kingdom	Opticon Limited tel : +44 (0)1582 - 433763 email : uksales@opticon.com
Italy	Opticon s.r.l. tel : +39 051 - 6321800 email : sales-it@opticon.com
Sweden	Opticon Sensors Nordic AB tel : +46 (0)8 - 58548560 email : sales.se@opticon.com
USA	Opticon Inc. tel : 800 636 - 0090 email : sales@opticonusa.com
Brazil	Opticon Latin America tel : +55 11 - 5081 2088 email : sales.la@opticon.com
Australia	Opticon Sensors Pty. Ltd. tel : +61 (0)2 - 88754544 email : sales.au@opticon.com
China	Opticon Trading Shanghai Co.,Ltd. tel : +86 - 21 - 55500321 email : china@opticon.com
Vietnam	Opticon Vietnam LLC tel : +84 28 222 88 262 email : sales.vn@opticon.com
Denmark	Opticon Danmark ApS tel : +45 (0)44 220102 email : denmark@opticon.com
Spain	Opticon - Spain tel : +34 914 167 794 email : sales.es@opticon.com
Taiwan	Opticon Sensors Europe B.V. Taiwan Branch tel : +886 2 - 27597444 email : taiwan@opticon.com
Philippines	Opticon Sensors Philippines Inc. tel : +632 801 2176 email : sales.ph@opticon.com